



Providence Schools

School Board Update
January 20, 2021

#girlgenius

Agenda for Today



Health & Safety



Learning & Instruction



Engagement & Outreach: PPSD Cares



Finance & Budget



School Safety and Health

We are expanding our opportunities for surveillance testing and ensuring our protocols are in place to keep students and staff safe. In addition, we're bringing together our supports to ensure we care for the whole child.

Rapid Testing Efforts & Positivity Rate

- 2759 students and staff screened since January 6th
- Asymptomatic testing for Central Office staff started 1/19
- Positivity percentage is at 1.8% during surveillance

Launch of SMART Clinics

- SMART (**School Health Model for Academics, Reaching All, Transforming**) opened at 2 sites, with a 3rd opening in the fall.
 - Equitable approach to school health model
 - Brings health services to students and families
 - Services are available to students, their families and staff
 - Screenings, preventative care and urgent care; mental health support

Facilities/PPE Support

- Continue to support school based PPE requests within 24 hours
- Significant inventory of gloves, masks and disinfectant and other PPE on hand at PPSD Warehouse.
- Continue to deploy HEPA filters as needed and have expanded to FACE, Registration and Central Administration offices.
- Bi-weekly PPE meetings with Purchasing to ensure inventory is up to date and meets the need.

Wraparound Supports

Providence Public Schools (PPSD) is proud to share the development of a comprehensive wraparound system of supports designed to meet the holistic and needs of students and families within. Wraparound puts the child or youth and family at the center.



WRAPAROUND SUPPORTS

Supporting Students, Connecting Communities

School Based Support

- **School-Based Mental Health Collaborative** (supports up to 36 school sites with clinicians)
- Project AWARE (**Advancing Wellness and Resiliency In Education**) at 5 schools
- SMART (**School Health Model for Academics Reaching All, Transforming Lives**) Clinics at 3 schools
- **Student Assistance Counselors** at 9 schools

Districtwide Supports

- **Offices of Wraparound Supports and Family and Community Engagement (FACE)**
 - McKinney Vento support
 - Parent Academy
 - Parent Support
- **CRISIS** Districtwide Collaborative Team
- Districtwide **MTSS Team & SEL & Restorative Justice** Team (s)
- Allocated 1 **Social Worker** and **School Psychologist** to each school

Wraparound Initiatives and Special Projects

- **USDOE/RIDE School Based Mental Health (SBMH) Recruitment and Retention** (\$3M+ over 5 years to fortify SBMH clinicians)
- **Mental Health First AID** Professional Learning for teachers
- **Social Emotional Health Sub Committee**
- **PPSD & DCYF Multi-Agency Collaborative Partnership** *Providence Public Schools and Rhode Island Department of Children, Youth & Families*

Agenda for Today



Health & Safety



Learning & Instruction



Engagement & Outreach: PPSD Cares



Finance & Budget

English Language Proficiency Update

Elementary Network
January 2021

Data Update – English Language Proficiency

Because ACCESS for ELLs was completed before the move to distance learning in March, we have updated ELP Data by school based on **2020** testing results.

The SY25 TAP target remains to have 67% of students meet their ELP targets. Two schools met this target in 2020.

At the network level, 54.1% of students met their ELP targets, up +1.3 points from 52.8% in 2019.

Nine schools saw their percentage of students meeting targets increase by 5 percentage points or more.

ACCESS 2021 – 60.85% of VLA students have already completed testing to date.

Professional Learning Feedback Summary

Elementary Network
January 2021

Professional Development Day – 11/16

Professional Learning Structures

PPSD teachers were asked to review the quality and usefulness of professional development that was delivered during the November 16 Distance Learning day.

Teachers were asked to respond to the questions on a 6-point Likert scale.

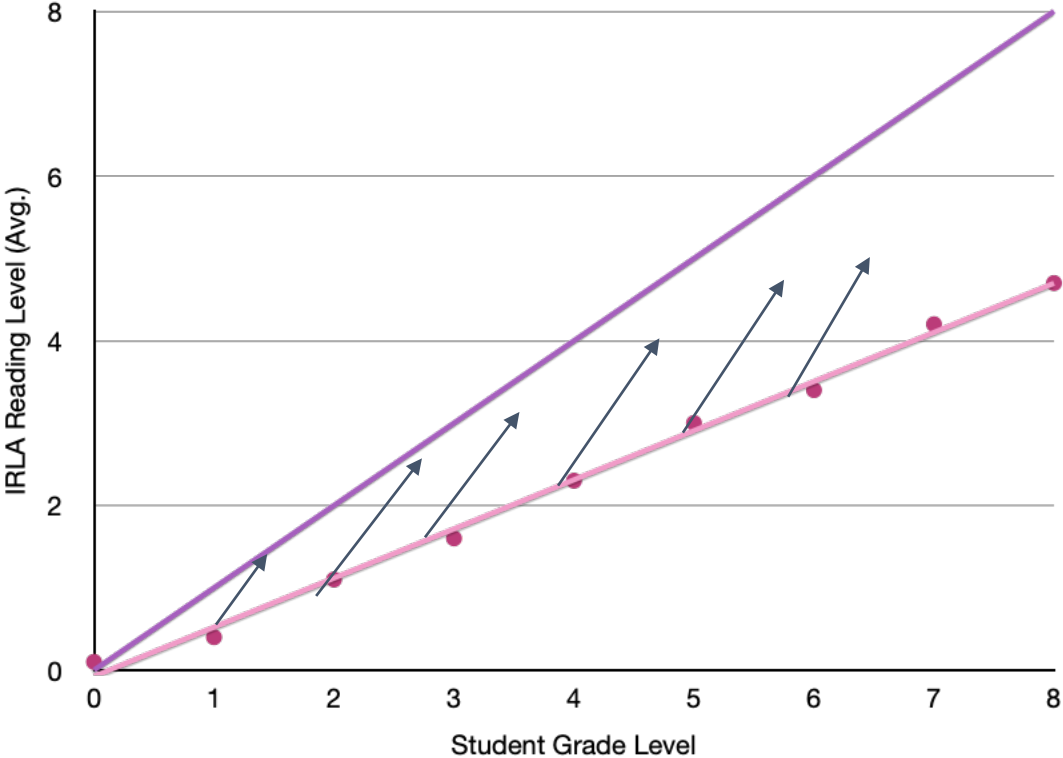
Question	% of net positive responses (rated 4, 5 or 6)	% of strongly positive responses (rated 5 or 6)
Today’s session was relevant to my day-to-day practice	89%	71%
Today’s session helped me develop the tools necessary to effectively drive student learning.	88%	67%
Today’s session helped me develop the tools necessary to support my students’ socio-emotional growth.	78%	53%
Today’s session modeled instructional strategies that I could use in my own classroom.	88%	70%
Today’s session was a valuable use of my time.	83%	67%

IRLA Growth Analysis Summary by Grade Level

Elementary Network
January 2021

Data Update – IRLA Growth

The average PPSD K–5 student is projected to make approx. 1.39 years of growth based on their growth rate to date. This analysis only includes students with two or more data points.



Current grade	Reading level	Level + 1.39
K	0.1	1.49
1	0.4	1.79
2	1.1	2.49
3	1.6	2.99
4	2.3	3.69
5	3.0	4.39

IRLA Baseline performance by Grade Level

Our baseline IRLA data shows a performance gap between where our students are and where we would like them to be in order to be considered “on level.”

Grade Level	Kinder	Grade 1	Grade 2	Grade 3	Grade 4	Grade 5
Baseline IRLA score	0.05	0.38	1.01	1.60	2.29	2.92
Fraction: Baseline ÷ “On Level” score for baseline period	0.500	0.342	0.481	0.517	0.558	0.573

The largest such gap was among Grade 1 students, where the shift to distance learning impacted 30% of that cohort’s educational career.

The table above includes data from the 8966 K-5 students with a baseline score recorded in SchoolPace. (data as of 1/19)

IRLA Growth by Grade Level

For the majority of students, we now have growth data to track student growth since their baseline was completed.

Grade Level	Kinder	Grade 1	Grade 2	Grade 3	Grade 4	Grade 5
avg. IRLA growth score to date	0.211	0.415	0.375	0.334	0.310	0.274
Expected avg. growth in the growth period	0.279	0.281	0.301	0.285	0.272	0.272
Fraction: avg growth ÷ expected growth	0.755	1.474	1.246	1.172	1.132	1.008
Predicted end-of-year avg score	0.797	1.822	2.243	2.697	3.320	3.876

Here, we see that the growth data is largest at the Grade 1 cohort – where data indicated that there was the greatest need for growth to mitigate the impact of distance learning.

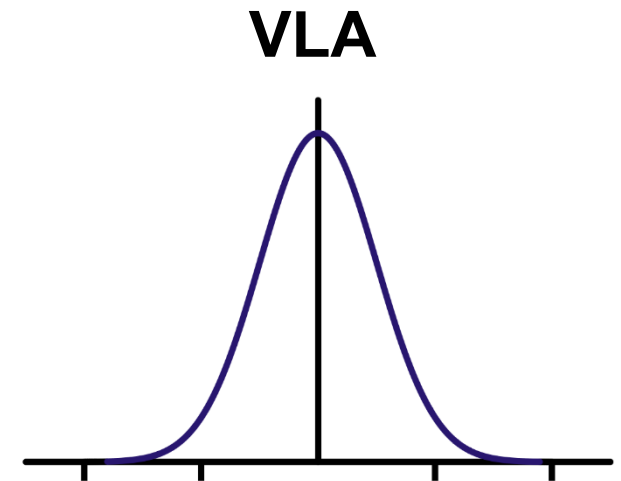
The table above includes data from the 6735 K-5 students with growth data recorded in SchoolPace. (data as of 1/19)

School-level Analysis

When student growth in VLA is analyzed in the aggregate, it is essentially equal to the growth of in-person students.

If VLA was a 23rd PPSD elementary school, its student growth performance would rank 12th, precisely in the middle of the brick and-mortar buildings in the district.

This is not necessarily surprising – the student body and the faculty of VLA are both drawn from the other schools in the district – we would expect, when taking a high-level view, that VLA would tend towards the district median.



Updates from Elementary Virtual Learning Academy



Recently Completed

- Closed semester 2 enrollment survey with 2,837 complete responses as of 1/14/2021 (about 10% of students intend to return to Brick and Mortar). (Elementary and Secondary)
- Distributed coats to over 160 families
- Recruited participants for the School Culture Committee
- Conducted IRLA assessment for 94% of Elementary VLA students



Upcoming

- End of January: Reassess family satisfaction via survey
- Launch student engagement strategy using 60 university volunteers
- Continue outreach to students with chronic absences, with support from Inspiring Minds
- Enlist support of Inspiring Minds to support distribution of hardcopy materials, including student creativity kits (whiteboards, notebooks, highlighters, pens etc.)
- Deep-dive analysis of student engagement patterns

Updates from Secondary Virtual Learning Academy



Recently completed

- Similar to Elementary 10% of students opted back in to Brick and Mortar
- Increased effective communication and implementation with instructional partners (e.g. Fuel Ed/K12)
- Conducted home visits for Edgenuity students 1/4-1/6/2021
- Launched teacher-provided tutoring sessions for HS VLA students



Upcoming

- End of January: Reassessing family satisfaction via survey
- Launch attendance outreach trackers for guidance counselors
- Reply to families who requested a return to brick & mortar
- Deep-dive analysis of student engagement patterns
- [Video](#): Second Quarter Progress Report

Agenda for Today



Health & Safety



Learning & Instruction



Engagement & Outreach: PPSD Cares



Finance & Budget

Outreach campaign

@ 550 home-visits for student with low attendance
 @ 5,000 calls through PPSD call center

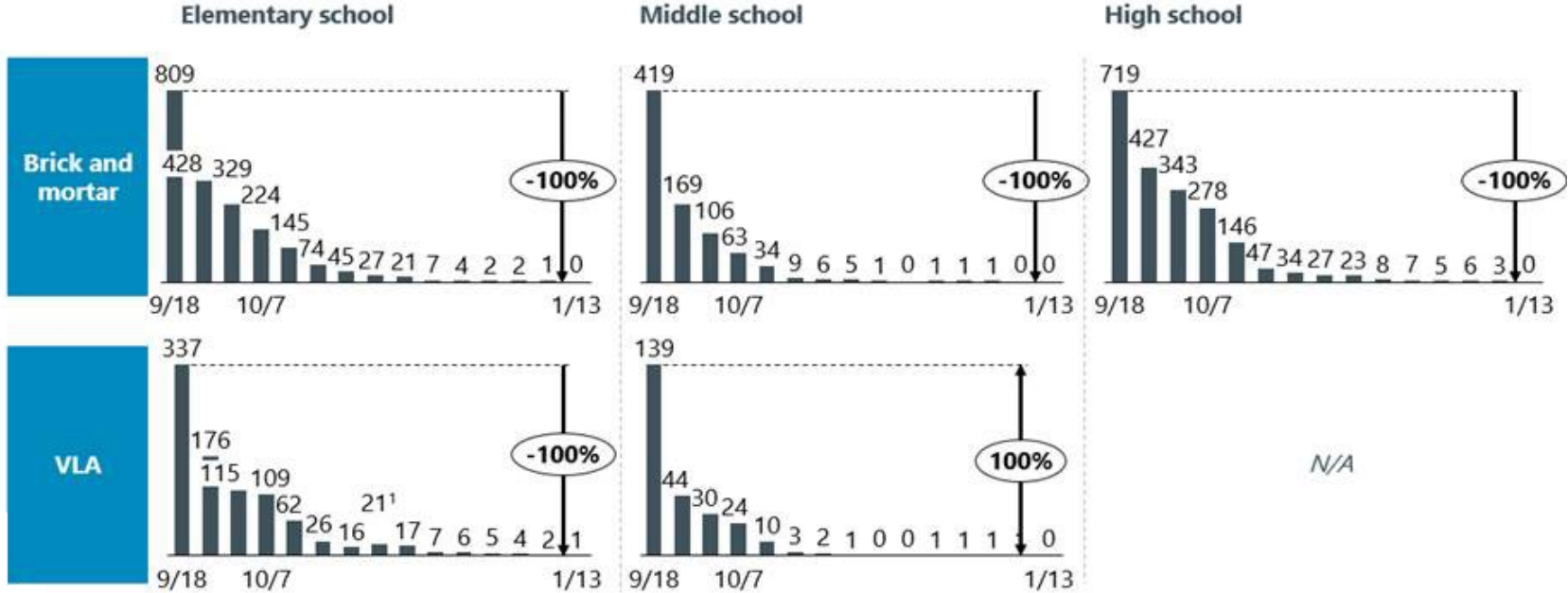
Providence
 Schools

WE CARE!
 ¡LO VALORAMOS!

Enrollment: Low-attendance students

We have expanded our focus from no shows to students with 2 or fewer days present

Low-attendance (<=2 days) students by grade span, modality, and week (# of students; excludes HS VLA)



1: Week-over-week increase caused by new VLA enrollments spurred by home visits



Parent-Teacher Conferences

- Afternoon and Evening Hours
- Mandatory Teacher Participation
- Zoom Online Platform
- Real-Time Interpretation Available



Elementary



Middle



High

Supporting Our Community

Providence
Schools

WE CARE!
¡LO VALORAMOS!



Grab and Go Meals

Thanksgiving

- 233,982 meals

Holiday Break

- 408,408 meals



Free Hot Spots

1,327 free hotspots

- Prioritizing VLA students
- Distributed at high schools and FACE office



Winter Coats

24,000 youth and adult winter coats

- Distributed at schools for in-person students and special events for VLA students

Supporting Our Teachers



Social Emotional Supports

Pure Edge mindfulness training

- 14 PPSD staff sessions

EAP Coastline programs

- Maintaining Health and Resilience During COVID and Beyond
- Chair Yoga
- Reflective Journaling



Classroom Enhancements

292 second monitors to be donated to VLA teachers to assist with distance learning

Collaborative efforts among Two Screens for Teachers, Donors Choose and Brown University

Installation underway of audio equipment and 360 cameras to improve in-person and distance teaching and learning experience

Agenda for Today



Health & Safety



Learning & Instruction



Engagement & Outreach: PPSD Cares



Finance & Budget



Budget and Finance

We are finalizing PPSD's FY21 budget given recent passage of state education budget, as well as planning for FY21 and beyond

FY21 Finalization

- State passed final FY21 budget in late December, **fully funding the education formula** and resulting in \$13.3M to Providence from all sources
- Currently **finalizing our final FY21 spending plan** for discussion at February School Board meeting

FY22 (and beyond) Planning

- Tools of Trade allocations released to schools, with **additional funding weight for free-and-reduced lunch status**
- Upcoming school and central office budget meetings to **align FY22 budget planning with Turnaround Action Plan goals**
- Launched worked with EY to support **short/long-term scenario planning on finance and enrollment**

Investing to Support COVID recovery/learning loss

- Pooling funding from multiple sources (FY21 local budget, stimulus funds) to identify priority investments to address learning loss
- Initial areas to focus investment include:
 - High-dosage tutoring
 - Before/after school and summer academies
 - Additional social-emotional support for students and staff
 - Trauma-sensitive training
 - Expansion of “PPSD Cares” campaign

Questions